

Protecon BTG

Let's Bridge The Gap Together



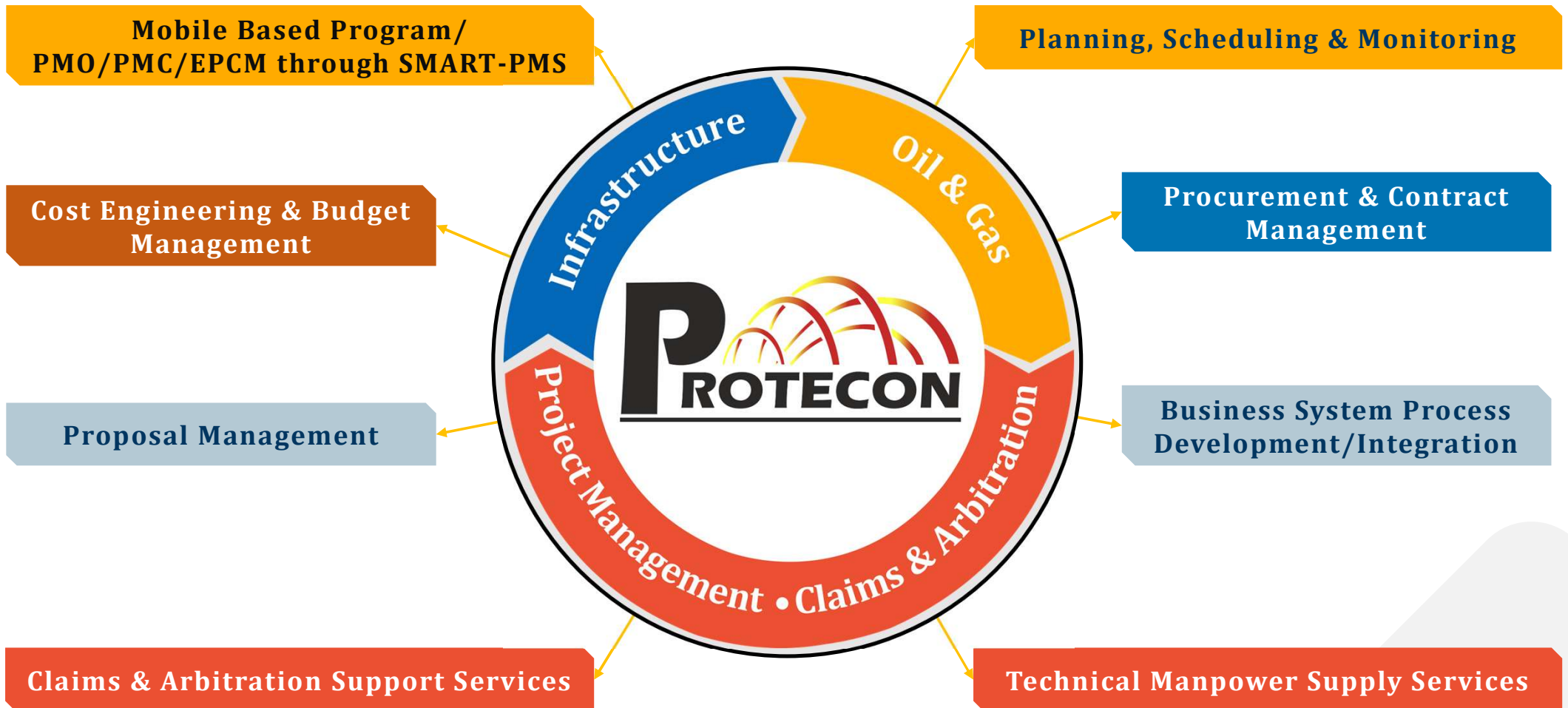
Consultancy Services



BTG Program (Training)



**Trained 270 young Engineers
in the field of
Project Management & Controls**



Mobile Based Program/PMO/PMC/EPCM through SMART-PMS

- 100 % Digitization of Project Data for Complete Document Management System
- 100% automated actual progress updation of Engineering & Procurement
- Graphical & Tabular Statistical Analysis (Plan Vs Actual) Reports
- Single Window Management Decision Making Tool
- Engineering, Procurement and Construction Management / Integration
- With its inherent Roll-On Roll-Off concept through Multi Located Teams.

Cost Engineering & Budget Management

- Project Cost Management Plan
- Commitment Recording & Monitoring System
- Cost Forecasts & Trend analysis
- Earned Value Management (EVM) Reports
- Cost analysis for each cost saving / overruns (Post Order Stage)
- Advisories on possible venues of Cost Savings
- Change Impact analysis – Forex Changes, Tax structures, Scope Changes
- Accurate Cash Flow Quarterly Reports for fund management

Proposal Management

- Qualitative Risk Assessment for Bid-No Bid Decision
- Attending pre-bid meetings and raising queries
- Pre-bid engineering for quantification of scope
- Commercial impact of tender specifications & conditions
- Assistance in preparation of technical bid
- Assistance in preparing the replies against Technical & Commercial queries.

Claims & Arbitration Support Services

- Cost Impact Analysis for Changes / Extra Work / Idling
- Time Impact Analysis for Execution Delays
- Claims Documentation
- Support during Review & Settlement of Disputes
- Support during Dispute Resolution Board (DRB) proceedings
- Expert Witness Support during Arbitration proceedings

Planning, Scheduling & Monitoring

- To assist in Defining Project Controls Requirements for Effective Project Monitoring.
- To appraise about project status through Brief & Concise Progress Reports & Dashboards.
- To identify Areas of Concern & advise Mitigation Plan to arrest delays.
- To protect client's interest by demonstrating Potential Risks associated with schedule overruns.
- To highlight the Inter / Intra Dependencies with various projects & executing agencies.
- To collate & integrate the reported information from various executing agencies.

Procurement & Contract Management

- Vendor Development & Registration
- Preparing Enquiry document / Tenders
- Evaluating Bids
- Techno-commercial Negotiations
- Preparing LOI/LOA
- Preparing PO / Contract Documents
- Preparing Contractual Responses
- Implementing Change Management

Business System Process Development/Integration

Development and Integration of all project management processes as per client's requirements such as engineering /procurement/construction/planning scheduling & monitoring/budgeting/invoicing/QA-QC/HSE/Risk/Contract management etc.

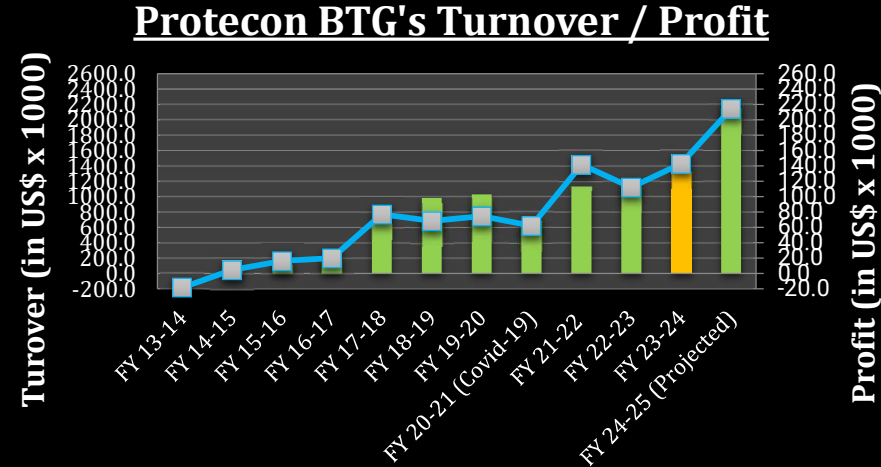
Technical Manpower Supply Services

- Technology Selection
- Pre-feasibility / Feasibility Studies
- Front –End Engineering Design (FEED)
- Engineering, Procurement & Construction Management (EPCM) by Owner / Client Organizations
- Engineering, Procurement & Construction Management (EPCM) by Engineering Consultant

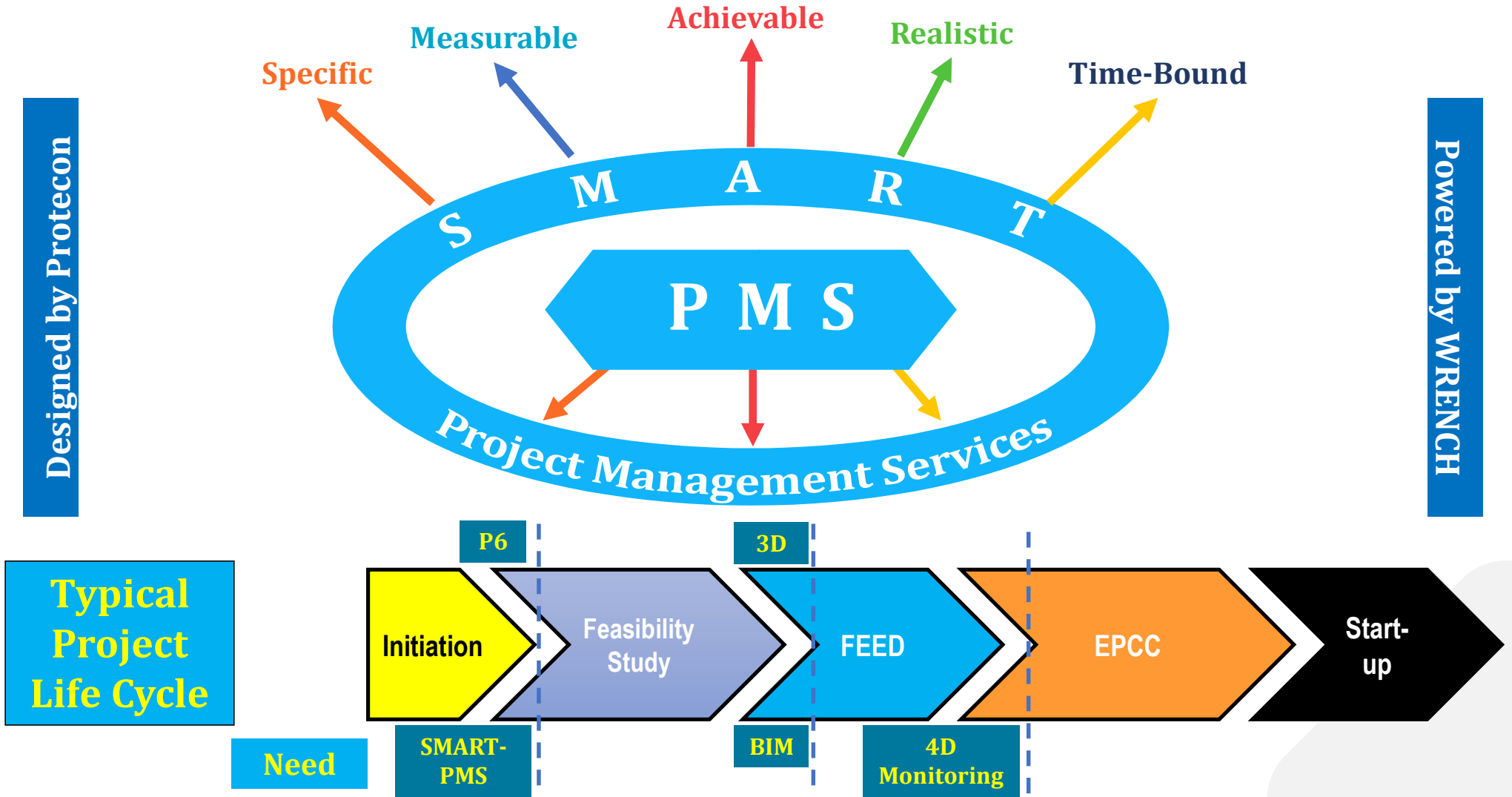
Protecon's Journey So far...



CLIENTS



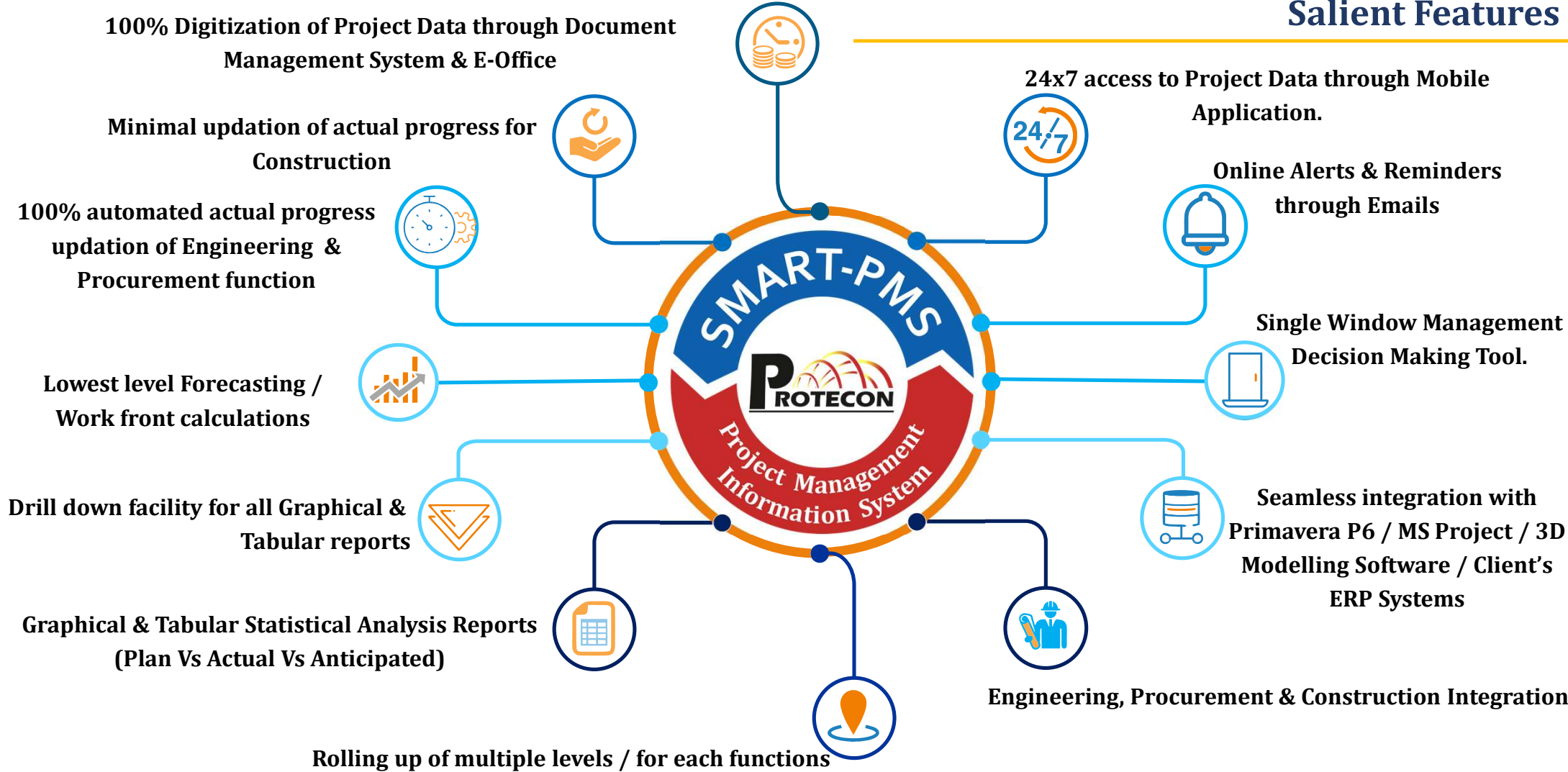
SMART-PMS : Integrated Project Management Information System



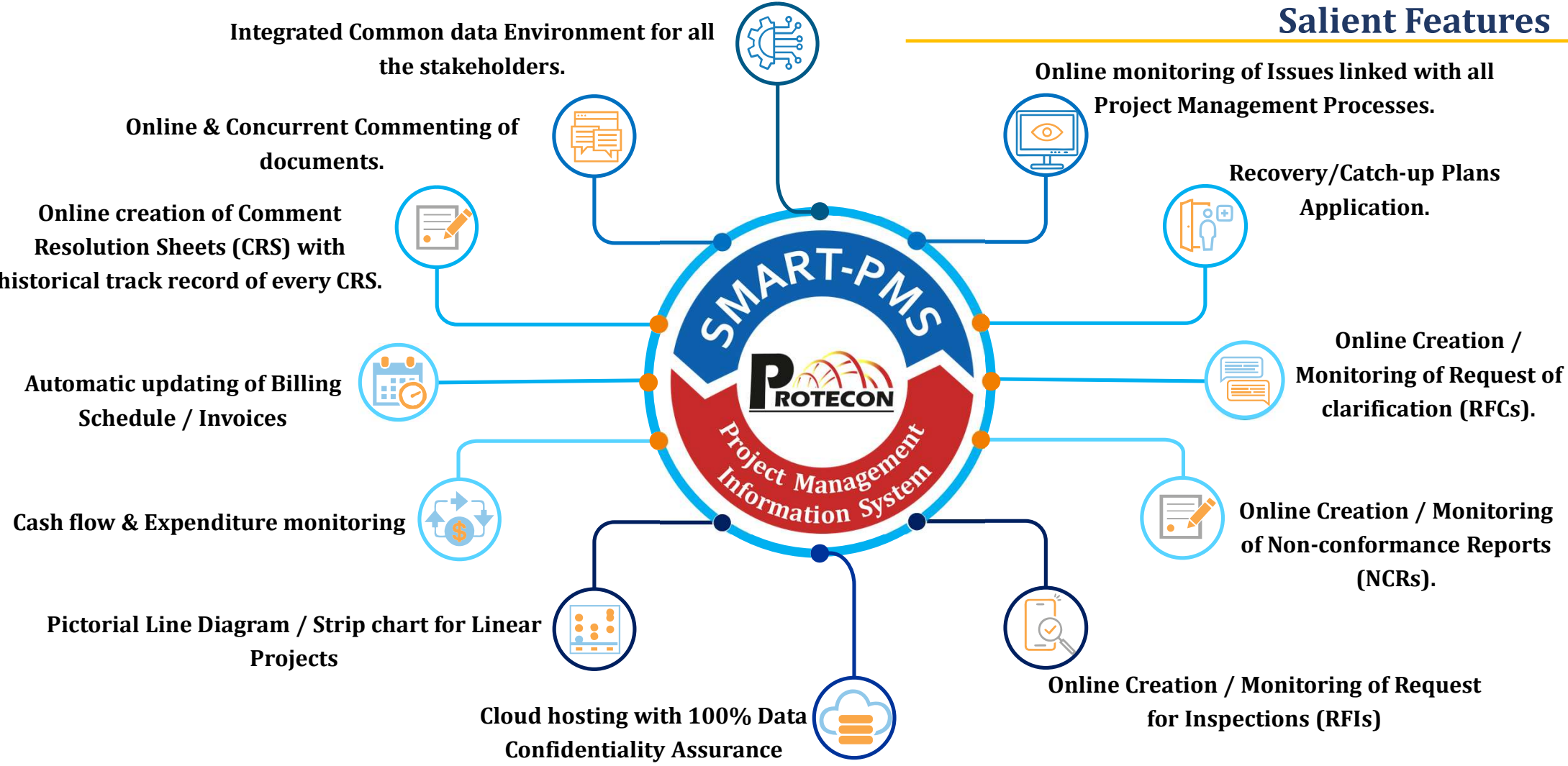
SMART-PMS : Integrated Project Management Information System



Salient Features



Salient Features




Additional Features



Integrated Timesheet Management for effective Cost/Resource Monitoring



Live Streaming of Construction Work through CCTV.



4-D Planning, Scheduling & Monitoring.



Integration with GIS Software & Satellite Imaging System.



Online Equipment Tracking through RFID for effective Cost/Resource Monitoring.



Integration with Drone Monitoring System.



Online Monitoring / Witnessing of Inspection Tests / Factory Acceptance Tests .

Input Requirements

TIME/SCHEDULE

Integrated Project schedule
Timeline, Key Milestones, Delay,
Pending Approval

PROGRESS

Package wise progress,
Deliverable wise progress,
Construction quantity wise
progress

COST/BUDGET

Budgets & Commitments, PO,
Invoice certified, Payments &
Expenditure

ENGINEERING

Document Controls Register

PROCUREMENT

Procurement Plan



RISK / ISSUE

Risk Register

INTERFACE / RFCs

PMC Interface/ RFC Register

HSE / QUALITY

HSE Register, LTIs, Audits,
Trainings, NCRs, RFIs

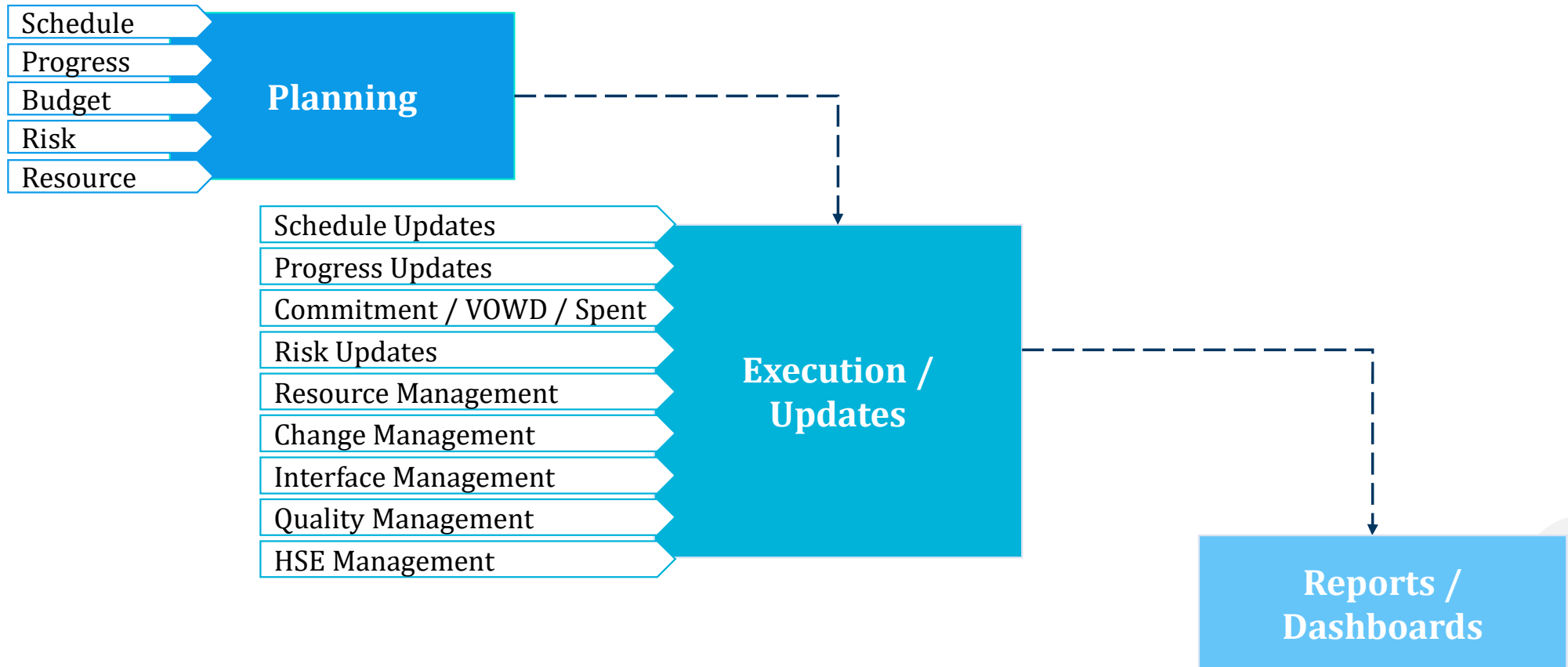
RESOURCES

Manpower & Machinery

CONSTRUCTION

Construction Plan
Commodity Tracking

Execution



Outputs

Dashboards

- Portfolio Level
- Project High Level Information
- Project Detailed Level Information
- Package Level Information

Reports

Schedule

- Key Milestone Analysis
- Timeline

Progress

- Progress S-curve
 - Overall / Package wise
- Progress Tables
 - Overall / Packages
- Planned Vs Actual
- Variance Analysis

Cost

- Cost Control
- Budget Vs Commitment
- Package wise Cashflow/
VOWD

Risk

- Risk Register
- Heat Map

Resource

- Resource Requirements
- Resource utilization

Interface

- Interface / RFC Status
- Contractor wise interface
status

Quality

- Overall Status (RFIs/NCRs)
- Contractor wise Status

HSE

- HSE Statistics
- HSE Monthly report
- HSE Tabular report

Engineering

- Engineering Status
- Document Control Register

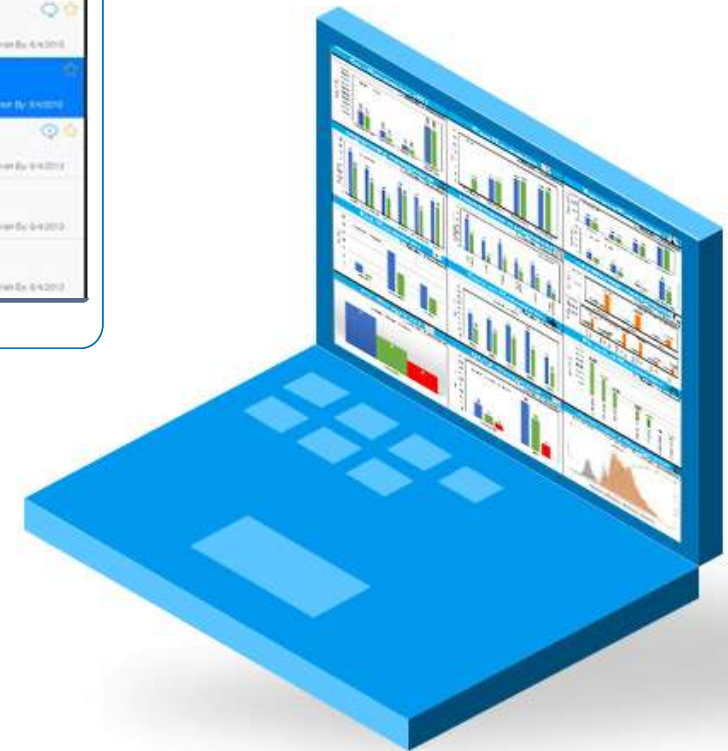
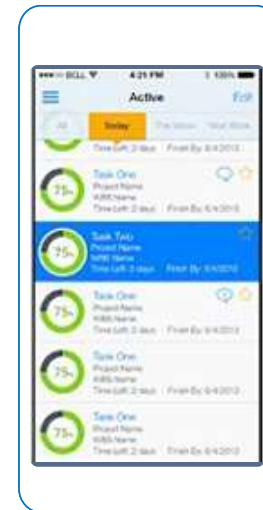
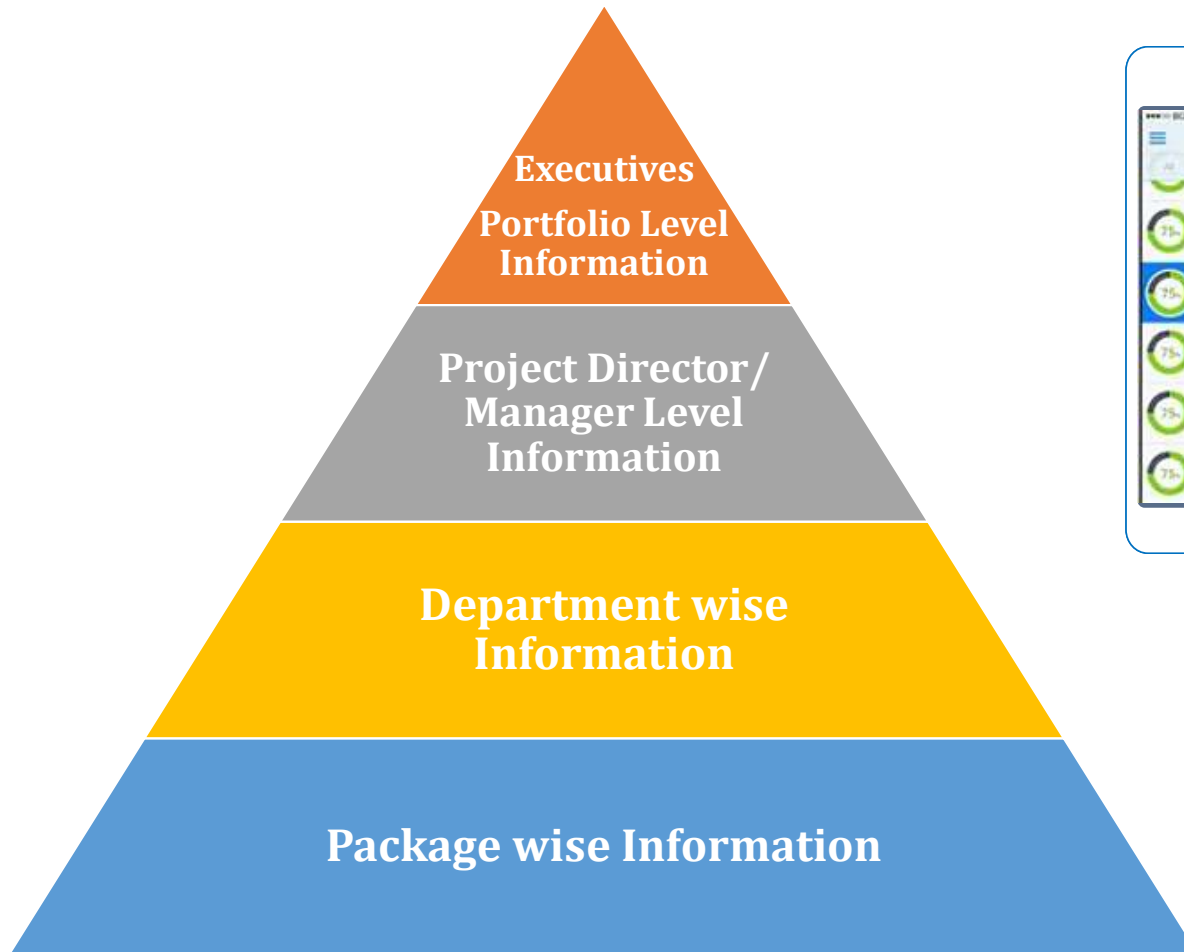
Procurement

- Procurement Tracking
- Procurement Status table

Construction

- Commodity Tracking
- Quantum Analysis
- Variance Analysis

Avoid !!! Information Overload - Adapt Multi-layered Dashboards



SMART-PMS : Case Study of Oil & Gas Project



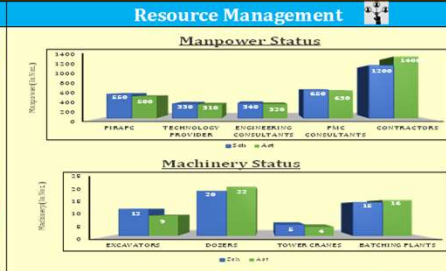

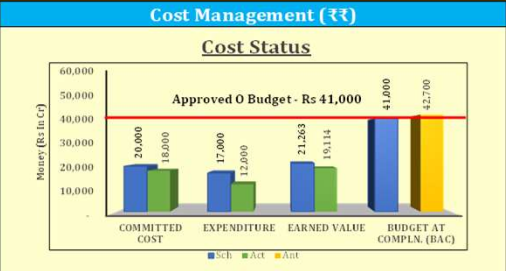
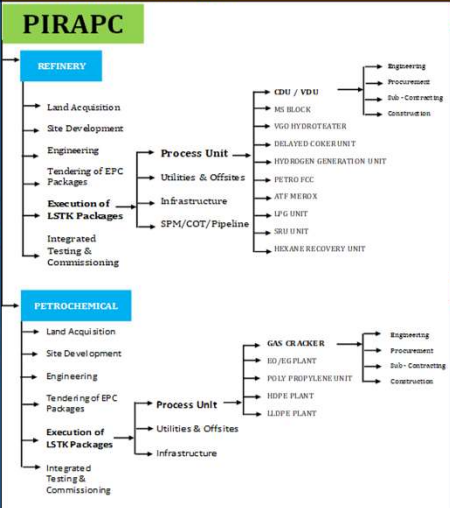
SMART-PMS : Integrated Project Management Information System

Acc Proj 46424

Status As of 31-Jan-21

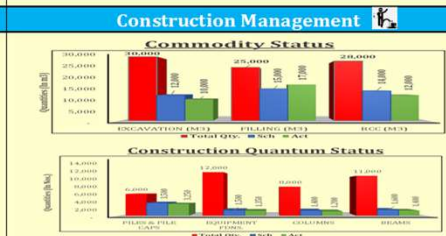
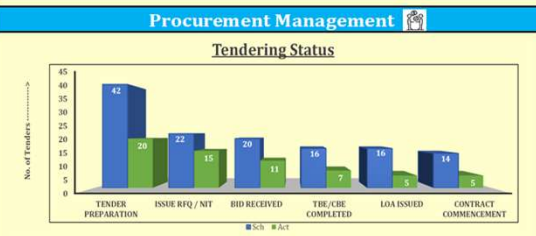
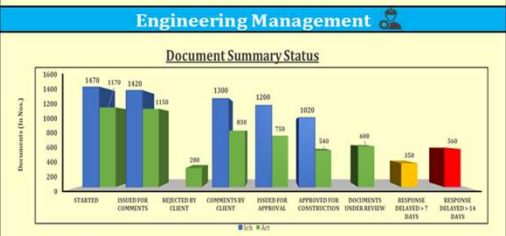
Welcome Manish Khilauria !!!

Overall Dashboard (Tabular / Graphical)

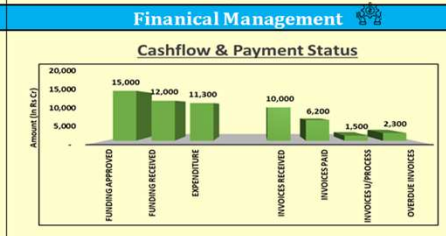
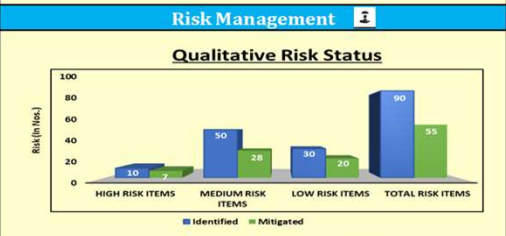


Meeting Calendar

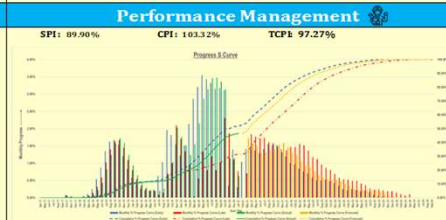
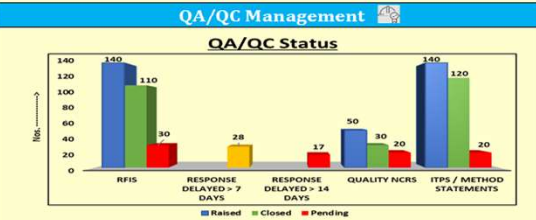
Month	1	2	3	4	5	6
Sun						
Mon						
Tue						
Wed						
Thu						
Fri						
Sat						



- ### Live Streaming - Construction
- Field / Site Work
 - Lab Testing
 - Fabrication Yard
 - Grider Casting Yard
 - Viaduct
 - Stations



- ### Today's Meeting Schedule
- 11:00 Board Meeting
 - 12:30-15:30 Reach1A-Review Meeting
 - 16:00 - 18:30 Reach1B-Review Meeting



- ### Task
- Today's Task:
- Pending Task:
- Overdue Task:
- ### My inbox
- New Mails:
- Pending Replies:

Project Management
Process Groups

Cost Management, Time Management, Resource Management, Engineering Management, Procurement Management, Risk Management, Financial Management, Contract Management, QA/QC Management, HSE Management, Construction Management, Performance Management, Issue Management

SMART-PMS : Case Study of Oil & Gas Project

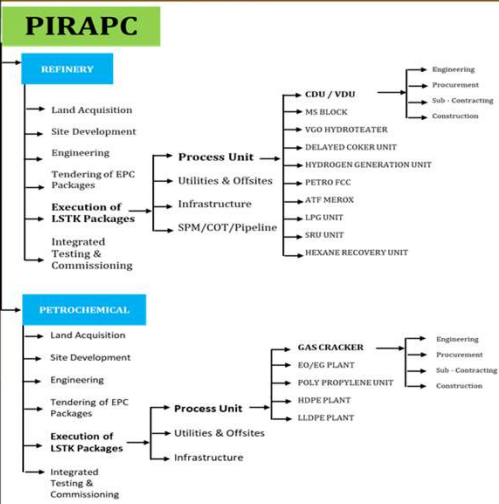


SMART-PMS : Integrated Project Management Information System

Welcome Manish Khilauria !!!

Overall Dashboard (Tabular / Graphical)

Status As of 31-Jan-21



Cost Management (₹₹)

Tabular	Graphical
Approved Budget: 41,000 Cr	Anticipated Project Cost: 42,000 Cr
Sch. Commitment: 20,000 Cr	Act. Commitment: 18,000 Cr
Sch. Expenditure: 17,000 Cr	Act. Expenditure: 12,000 Cr
Planned Value: 21,263 Cr	Earned Value: 19,114 Cr

Time Management

Start Date: 15-Apr-2017

Section Details	Sch. Finish	Act. Finish	Forecast Finish
Land Acquisition	01-Jan-19	01-Jan-19	-
Site Development	20-Jan-19	04-Apr-19	-
Engineering	02-Feb-19	13-Aug-19	-
Tendering & EPC Packages	07-Jul-19	05-Dec-19	-
Execution of LSTK Packages	07-Jun-24	-	04-Dec-24
Integrated Testing & Comm.	14-Apr-25	-	15-Jul-25

Time Elapsed: 3.80 Yr | Balance Time: 4.20 Yr
Sch. Prog: 51.86% | Act. Prog: 46.62%

Milestone Status: Total 184 | Sch 54 | Act 40

Resource Management

Critical Man power		Critical Machinery	
Sch.	Act.	Eqpt.	Act.
PIRAPC	550	Excavators	12
Technical Consultant	330	Dozers	20
Engineering Consultants	340	Tower Cranes	5
PMC/Consultants	650	Batching Plants	15
Contractors	1200		1400

Meeting Calendar

March 2021

Sun	Mon	Tue	Wed	Thu	Fri	Sat
7	8	9	10	11	12	13
14	15	16	17	18	19	20
21	22	23	24	25	26	27
28	29	30	31			

Engineering Management

Total Documents: 8,630 Nos.

Status	Sch	Act	Forecast for next 4 weeks				
Started	1470	1170	150	150	150	150	150
Issued for Comments	1420	1150	250	250	250	250	250
Rejected by Client	-	280	-	-	-	-	-
Comment by Client	1300	830	220	220	220	220	220
Issued for Approval	1200	750	200	200	200	200	200
Approved for Const.	1020	540	200	200	200	200	200

Document Under Review: 600
Response Delayed by >7 Days: 350
Response Delayed by >14 Days: 850

Procurement Management

Total Tenders: 65 Nos.

Status	Sch	Act	Forecast for next 4 weeks			
Tender prep.	42	20	05	05	05	05
Issue RFQ/NIT	22	15	07	07	05	05
Bid Received	20	11	02	06	08	01
TBE/CBE completed	16	07	03	04	01	03
LOA Issued	16	05	04	02	01	03
Commencement	14	05	03	02	02	01

Construction Management

Commodities	UOM	Total Qty.	Sch.	Act.
Excavation	m3	30,000	12,000	10,000
Filling	m3	25,000	15,000	17,000
RCC	m3	28,000	14,000	12,000
Piles & Pile Caps	Nos.	6,000	3,500	3,250
Equipmeny Fdn.	Nos.	12,000	1,500	1,350
Columns	Nos.	8,000	1,400	1,200
Beams	Nos.	11,000	1,600	1,400

- ### Live Streaming - Construction
- Field / Site Work
 - Lab Testing
 - Fabrication Yard
 - Grader Casting Yard
 - Viaduct
 - Stations



Risk Management

Identified	Mitigated
Total Risk: 90 Nos.	55 Nos.
High Risk Items (Red): 10 Nos.	7 Nos.
Medium Risk Items (Orange): 50 Nos.	28 Nos.
Low Risk Items (Green): 30 Nos.	20 Nos.

Contract Management

Total	Sch.	Act.	Forecast for Next 4 Weeks			
Contract Signing: 65	20	8	3	2	4	1

	Raised	Under Processing	Settled
Potential Change Notices (FCN)	50	20	30
Work Change Requests (WCR)	60	20	40
Claims	70	20	50
DRB Issues	80	30	50
VO/CA Approved	50	30	30

Financial Management

Total Funding Approved	Rs. 31,000 Cr
Total Funding Received	Rs. 20,000 Cr
Total Expenditure	Rs. 11,300 Cr
Invoices Received	121 Nos. Rs. 10,000 Cr
Invoices Under Processing	8 Nos. Rs. 1,500 Cr
Invoices Paid	91 Nos. Rs. 6,200 Cr
Overdue Invoices	14 Nos. Rs. 2,300 Cr

- ### Today's Meeting Schedule
- 11:00 Board Meeting
 - 12:30-15:30 Reach1A Review Meeting
 - 16:00 - 18:30 Reach1B-Review Meeting

HSE Management

Total Safety M/hrs	28,590 Hrs
Safety M/hrs Since Last LTI	12,605 Hrs
Total Safety Trainings	3,005 Nos.
Total Lost Time Incidence (LTI)	6 Nos.
Last LTI Date	12-Feb-20

Raised	Closed	Pending
Safety NCRs: 35	25	10
Safety Penalties: 20	12	8

QA/QC Management

Raised	Cleared	Pending	Pending > 7 days > 14 days	
RFIs: 140	110	30	28	17
NCRs: 50	30	20	5	7

ITPs/Method Statement	Sch.	Act.
- Submitted	150	140
- Approved	130	120

Performance Management

Early Sch. % Prg.	51.86%
Late Sch. % Prg.	31.71%
Act. % Prg.	46.62%
Schedule Performance Index (SPI)	89.90%
Cost Performance Index (CPI)	103.23%
To Complete Performance Index (TCPI)	97.27%

- ### Task
- Today's Task:
 - Pending Task:
 - Overdue Task:
- ### My inbox
- New Mails:
 - Pending Replies:

Cost Management, Time Management, Resource Management, Engineering Management, Procurement Management, Risk Management, Financial Management, Contract Management, QA/QC Management, HSE Management, Construction Management, Performance Management, Issue Management

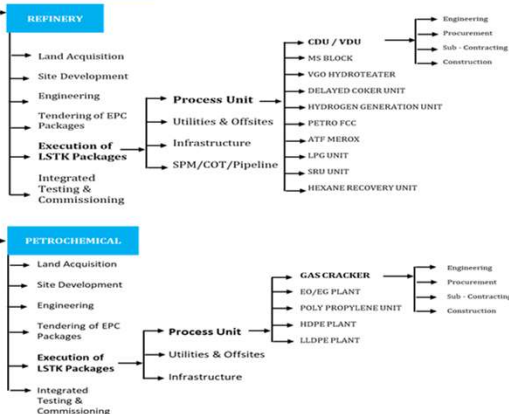
SMART-PMS : Integrated Project Management Information System

Welcome Manish Khilauria !!!

Cost Management Dashboard (Tabular / Graphical)

Status As of 31-Jan-21

PIRAPC



Select Project **PIRAPC** Select WBS **L-1 : Overall Project**

Tabular Dashboard

Approved Budget :	41,000 Cr	Anticipated Project Cost	42,000 Cr
Sch. Commitment	20,000 Cr	Act. Commitment	18,000 Cr
Sch. Expenditure	17,000 Cr	Act. Expenditure	12,000 Cr
Planned Value	21,263 Cr	Earned Value	19,114 Cr

Meeting Calendar

March 2021						
Sun	Mon	Tue	Wed	Thu	Fri	Sat
	1	2	3	4	5	6
7	8	9	10	11	12	13
14	15	16	17	18	19	20
21	22	23	24	25	26	27
28	29	30	31			

Live Streaming - Construction

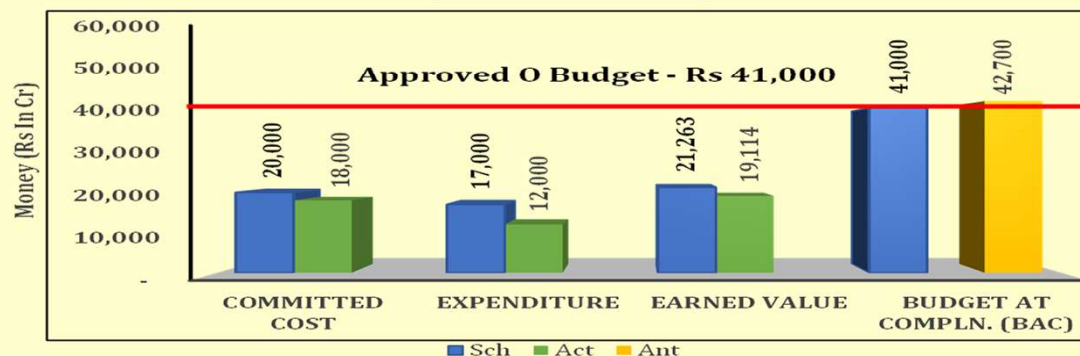
- Field / Site Work
- Lab Testing
- Fabrication Yard
- Girder Casting Yard
- Viaduct
- Stations

Project Features



Graphical Dashboard

Cost Status



Today's Meeting Schedule

- 11:00 - 12:00 Board Meeting
- 12:30 - 15:30 C4-Review Meeting
- 16:00 - 15:30 C6-Review Meeting

Task

Today's Task

Pending Task

Overdue Task

My inbox

New Mails

Pending Replies

Project Management
Process Groups

Cost Management, Time Management, Resource Management, Engineering Management, Procurement Management, Risk Management, Financial Management, Contract Management, QA/QC Management, HSE Management, Construction Management, Performance Management, Issue Management

SMART-PMS : Case Study of Oil & Gas Project



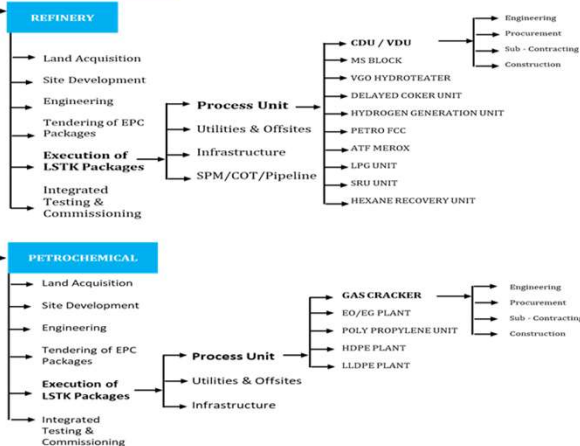
SMART-PMS : Integrated Project Management Information System

Time Management Dashboard (Tabular / Graphical)

Status As of 31-Jan-21

Welcome Manish Khilauria !!!

PIRAPC



Select Project: Select WBS:

Start Date : 15-Apr-2017

Tabular Dashboard

Section Details	Sch. Finish	Act. Finish	Ant. Finish
Land Acquisition	01-Nov-18	01-Jan-19	-
Site Development	20-Jan-19	04-Apr-19	-
Engineering	02-Feb-19	13-Aug-19	-
Tendering of EPC Packages	07-Jul-19	05-Dec-19	-
Execution of LSTK Packages	07-Jun-24	-	04-Dec-24
Integrated Testing & Comm.	14-Apr-25	-	15-Jul-25

Total Time	8.00 Yr	Time Elapsed	3.80 Yr	Balance Time	4.20 Yr
Early Sch. Prog.	51.86 %	Late Sch. Prog.	31.71%	Act. Prog.	46.62 %

Milestones Status	Total	Sch	Act
	184	54	40

Meeting Calendar

March 2021						
Sun	Mon	Tue	Wed	Thr	Fri	Sat
	1	2	3	4	5	6
7	8	9	10	11	12	13
14	15	16	17	18	19	20
21	22	23	24	25	26	27
28	29	30	31			

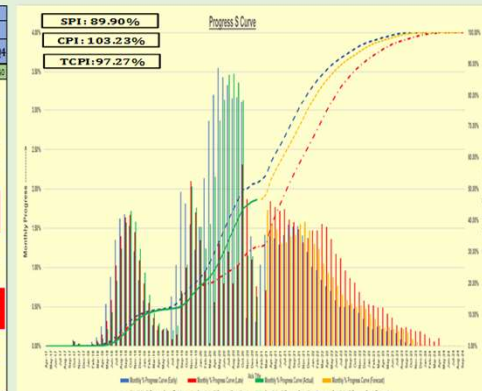
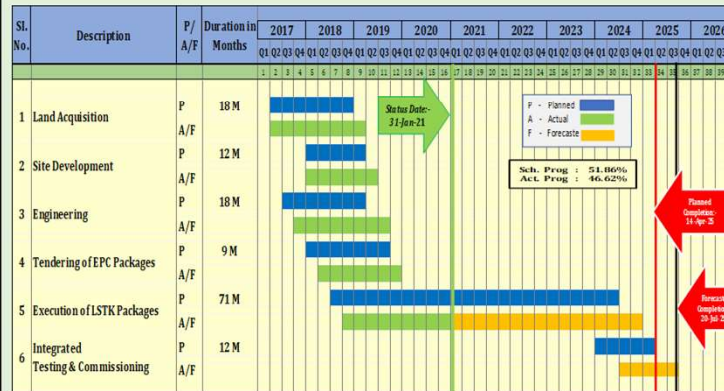
Live Streaming - Construction

- Field / Site Work
- Lab Testing
- Fabrication Yard
- Girder Casting Yard
- Viaduct
- Stations

Project Features



Graphical Dashboard



Today's Meeting Schedule

- 11:00 Board Meeting
- 12:30-15:30 Reach1A-Review Meeting
- 16:00 - 18:30 Reach1B-Review Meeting

Task

- Today's Task:
- Pending Task:
- Overdue Task:

My inbox

- New Mails:
- Pending Replies:

Project Management Process Groups

Cost Management, Time Management, Resource Management, Engineering Management, Procurement Management, Risk Management, Financial Management, Contract Management, QA/QC Management, HSE Management, Construction Management, Performance Management, Issue Management

SMART-PMS : Case Study of Oil & Gas Project

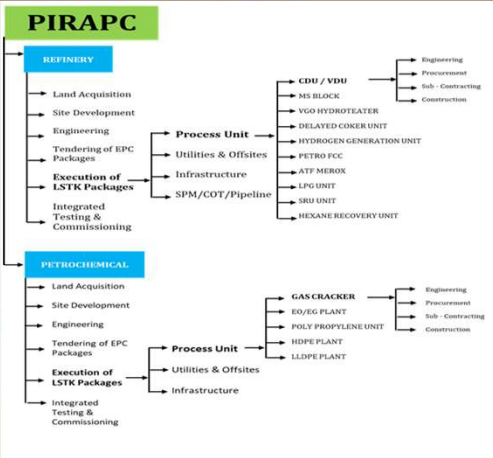


SMART-PMS : Integrated Project Management Information System

Resource Management Dashboard (Tabular / Graphical)

Welcome Manish Khilauria !!!

Status As of 31-Jan-21



Select Project: Select WBS:

Tabular Dashboard

Critical Manpower			Critical Machinery		
Stakeholder Type	Sch.	Act.	Equipment Name	Sch.	Act.
PIRAPC	550	500	Excavators	12	9
Design Consultant	340	320	Dozers	20	22
PMC/ Engineer	650	630	Tower Cranes	5	4
Contractors	1200	1400	Batching Plants	15	16

Meeting Calendar

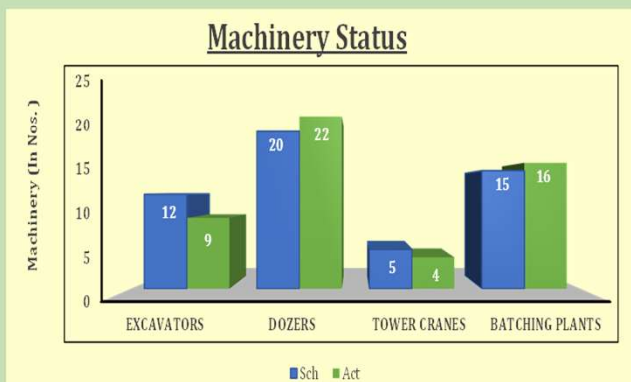
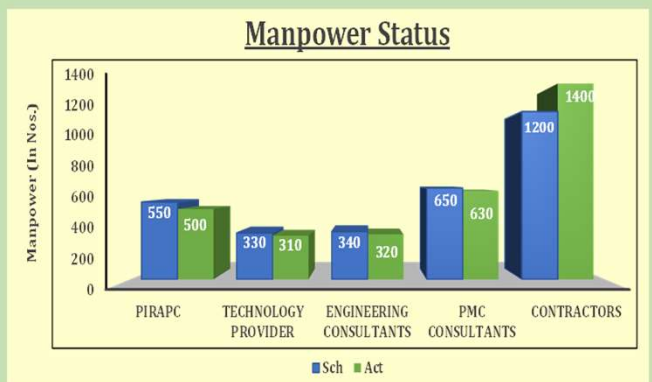
March 2021						
Sun	Mon	Tue	Wed	Thu	Fri	Sat
	1	2	3	4	5	6
7	8	9	10	11	12	13
14	15	16	17	18	19	20
21	22	23	24	25	26	27
28	29	30	31			

- #### Live Streaming - Construction
- Field / Site Work
 - Lab Testing
 - Fabrication Yard
 - Girder Casting Yard
 - Viaduct
 - Stations

Project Features



Graphical Dashboard



Today's Meeting Schedule

- 11.00 - 12.00 Board Meeting
- 12:30 - 15.30 C4-Review Meeting
- 16.00 - 15.30 C6-Review Meeting

Task

Today's Task:

Pending Task:

Overdue Task:

My inbox

New Mails:

Pending Replies:

Project Management
Process Groups

Cost Management, Time Management, Resource Management, Engineering Management, Procurement Management, Risk Management, Financial Management, Contract Management, QA/QC Management, HSE Management, Construction Management, Performance Management, Issue Management

SMART-PMS : Case Study of Oil & Gas Project



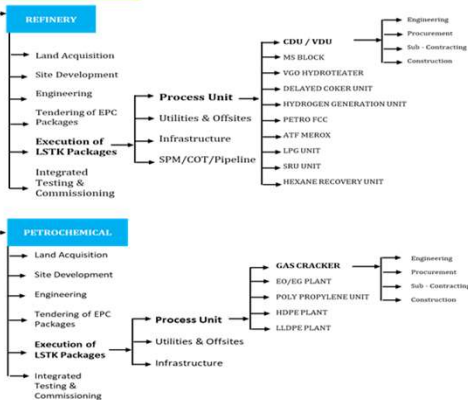
SMART-PMS : Integrated Project Management Information System

Welcome Manish Khilauria !!!

Engineering Management Dashboard (Tabular / Graphical)

Status As of 31-Jan-21

PIRAPC



Select Project: Select WBS:

Meeting Calendar

Sun	Mon	Tue	Wed	Thu	Fri	Sat
	1	2	3	4	5	6
7	8	9	10	11	12	13
14	15	16	17	18	19	20
21	22	23	24	25	26	27
28	29	30	31			

Tabular Dashboard

Total Documents: 3,630 Nos.

Engg. Progress Gates	Sch	Act	Forecast for next 4 weeks			
			Week 1	Week 2	Week 3	Week 4
Started	1470	1170	150	150	150	150
Issued for Comments.	1420	1150	250	250	250	250
Rejected by Client	-	280	-	-	-	-
Comment by Client	1300	830	220	220	220	220
Issued for Approval	1200	750	200	200	200	200
Approved for Const.	1020	540	200	200	200	200

Document Under Review by PMC	600
PMC Response Delayed by >7 Days	350
PMC Response Delayed by >14 Days	550

Live Streaming - Construction

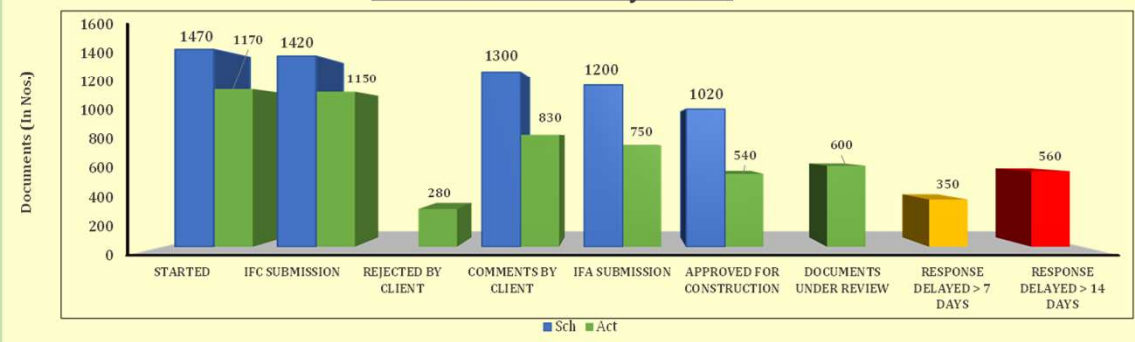
- Field / Site Work
- Lab Testing
- Fabrication Yard
- Girder Casting Yard
- Viaduct
- Stations

Project Features



Graphical Dashboard

Document Summary Status



Today's Meeting Schedule

- 11.00 - 12.00 Board Meeting
- 12:30 - 15.30 C4-Review Meeting
- 16.00 - 15.30 C6-Review Meeting

Task

Today's Task:

Pending Task:

Overdue Task:

My inbox

New Mails:

Pending Replies:

Project Management
Process Groups

Cost Management, Time Management, Resource Management, Engineering Management, Procurement Management, Risk Management, Financial Management, Contract Management, QA/QC Management, HSE Management, Construction Management, Performance Management, Issue Management

SMART-PMS : Case Study of Oil & Gas Project

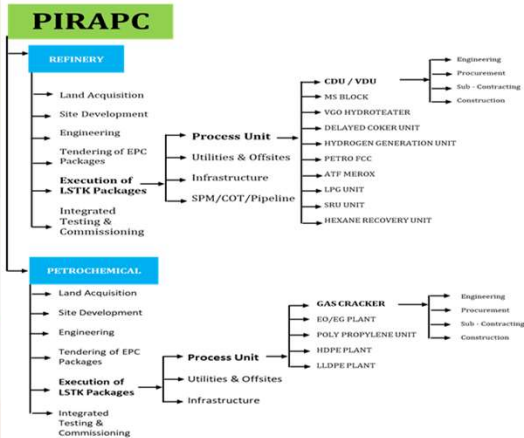


SMART-PMS : Integrated Project Management Information System

Welcome Manish Khilauria !!!

Procurement Management Dashboard (Tabular / Graphical)

Status As of 31-Jan-21



Select Project: Select WBS:

Meeting Calendar

Sun	Mon	Tue	Wed	Thr	Fri	Sat
	1	2	3	4	5	6
7	8	9	10	11	12	13
14	15	16	17	18	19	20
21	22	23	24	25	26	27
28	29	30	31			

Tabular Dashboard

Total Tenders -

Tendering Status Gates	Sch.	Act.	Forecast for next 4 weeks			
Tender preparation	42	20	05	-	05	05
NIT Issue	22	15	07	07	05	05
Bid Recieved	20	11	02	06	08	01
TBE/CBE completed	16	07	03	04	01	03
LOA Issued	16	05	04	02	01	03
Contract Commencement	14	05	03	02	02	01

Live Streaming - Construction

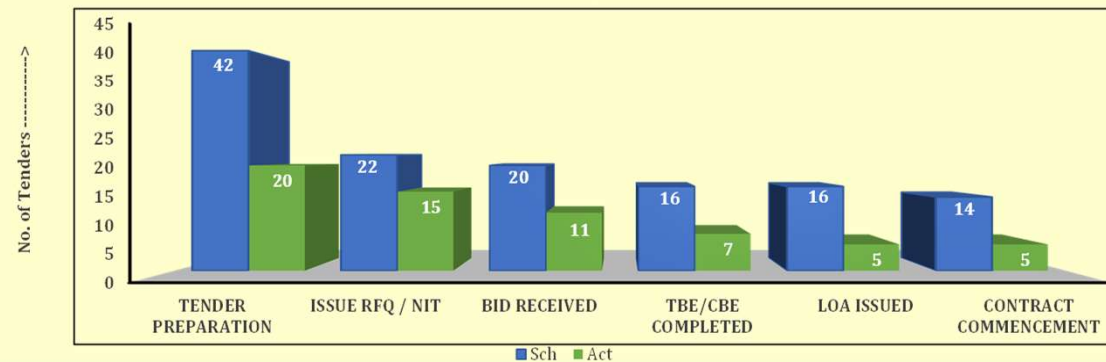
- Field / Site Work
- Lab Testing
- Fabrication Yard
- Girder Casting Yard
- Viaduct
- Stations

Project Features



Graphical Dashboard

Tendering Status



Today's Meeting Schedule

- 11:00 - 12:00 Board Meeting
- 12:30 - 15:30 C4-Review Meeting
- 16:00 - 15:30 C6-Review Meeting

Task

Today's Task:

Pending Task:

Overdue Task:

My inbox

New Mails:

Pending Replies:

Project Management
Process Groups

Cost Management, Time Management, Resource Management, Engineering Management, Procurement Management, Risk Management, Financial Management, Contract Management, QA/QC Management, HSE Management, Construction Management, Performance Management, Issue Management

SMART-PMS : Integrated Project Management Information System

Construction Management Dashboard (Tabular / Graphical)

Welcome Manish Khilauria !!!
Status As of **31-Jan-21**

Select Project PIRAPC **Select WBS** L-1 : Overall Project

Meeting Calendar

March 2021						
<	>					
Sun	Mon	Tue	Wed	Thu	Fri	Sat
1	2	3	4	5	6	
7	8	9	10	11	12	13
14	15	16	17	18	19	20
21	22	23	24	25	26	27
28	29	30	31			

PIRAPC

- REFINERY
 - Land Acquisition
 - Site Development
 - Engineering
 - Tendering of EPC Packages
 - Execution of LSTK Packages
 - Integrated Testing & Commissioning
- Process Unit
 - CDU / VDU
 - MS BLOCK
 - VGO HYDROTEATER
 - DELAYED COKER UNIT
 - HYDROGEN GENERATION UNIT
 - PETRO FCC
 - ATF MEROX
 - LPG UNIT
 - SRU UNIT
 - HEXANE RECOVERY UNIT
- Utilities & Offsites
- Infrastructure
- SPM/COT/Pipeline

PETROCHEMICAL

- Land Acquisition
- Site Development
- Engineering
- Tendering of EPC Packages
- Execution of LSTK Packages
- Integrated Testing & Commissioning

Process Unit

- GAS CRACKER
- EO/EG PLANT
- POLY PROPYLENE UNIT
- HDPE PLANT
- LLDPE PLANT

Utilities & Offsites

- Engineering
- Procurement
- Sub-Contracting
- Construction

Tabular Dashboard

Construction Commodity/ Work Quantum	UOM	Total Qty.	Sch.	Act.
Excavation	m3	30,000	12,000	10,000
Filling	m3	25,000	15,000	17,000
RCC	m3	28,000	14,000	12,000
Piles & Pile Caps	Nos.	6000	3,500	3,250
Equipmeny Fdn.	Nos.	12,000	1,500	1,350
Columns	Nos.	8,000	1,400	1,200
Beams	Nos.	11,000	1,600	1,400

Graphical Dashboard

Commodity Status

Construction Quantum Status

Project Features

Task

Today's Task:

Pending Task:

Overdue Task:

Today's Meeting Schedule

11.00 - 12.00 Board Meeting

12:30 - 15.30 C4-Review Meeting

16.00 - 15.30 C6-Review Meeting

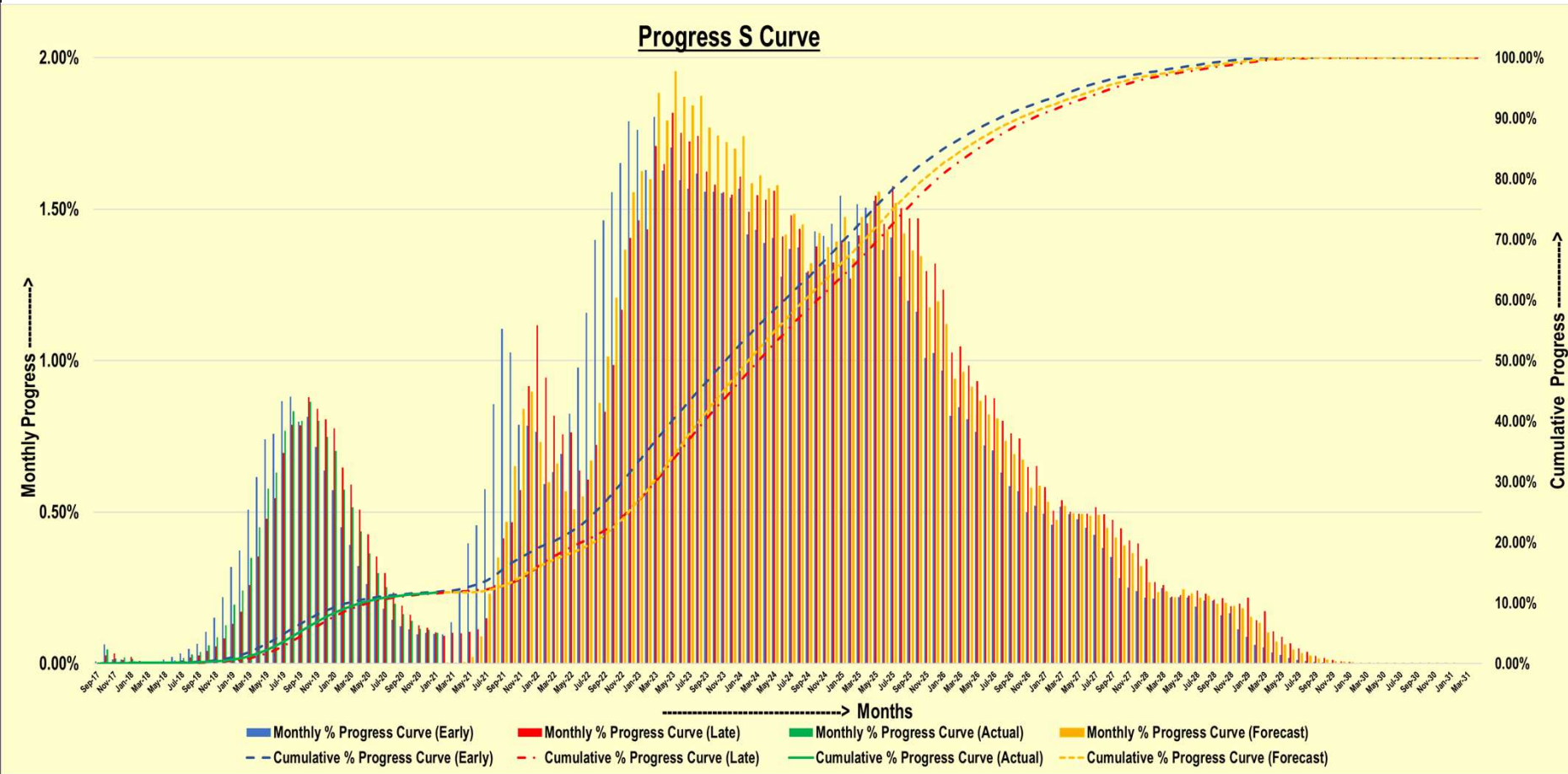
Project Management Process Groups Cost Management, Time Management, Resource Management, Engineering Management, Procurement Management, Risk Management, Financial Management, Contract Management, QA/QC Management, HSE Management, Construction Management, Performance Management, Issue Management

Wow !!! Factor

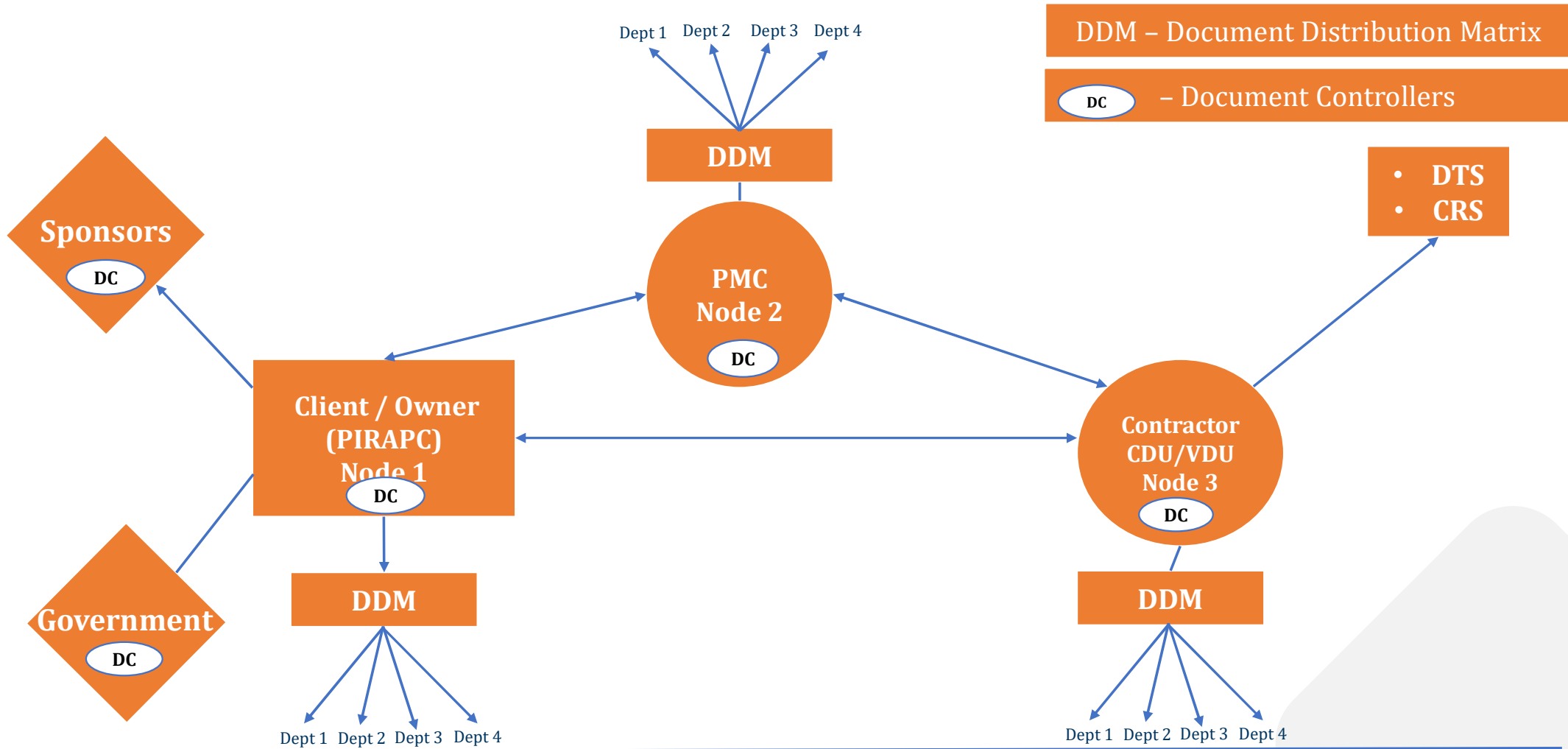
Status as of 31 Jan 2021

Delay Based On Forecast

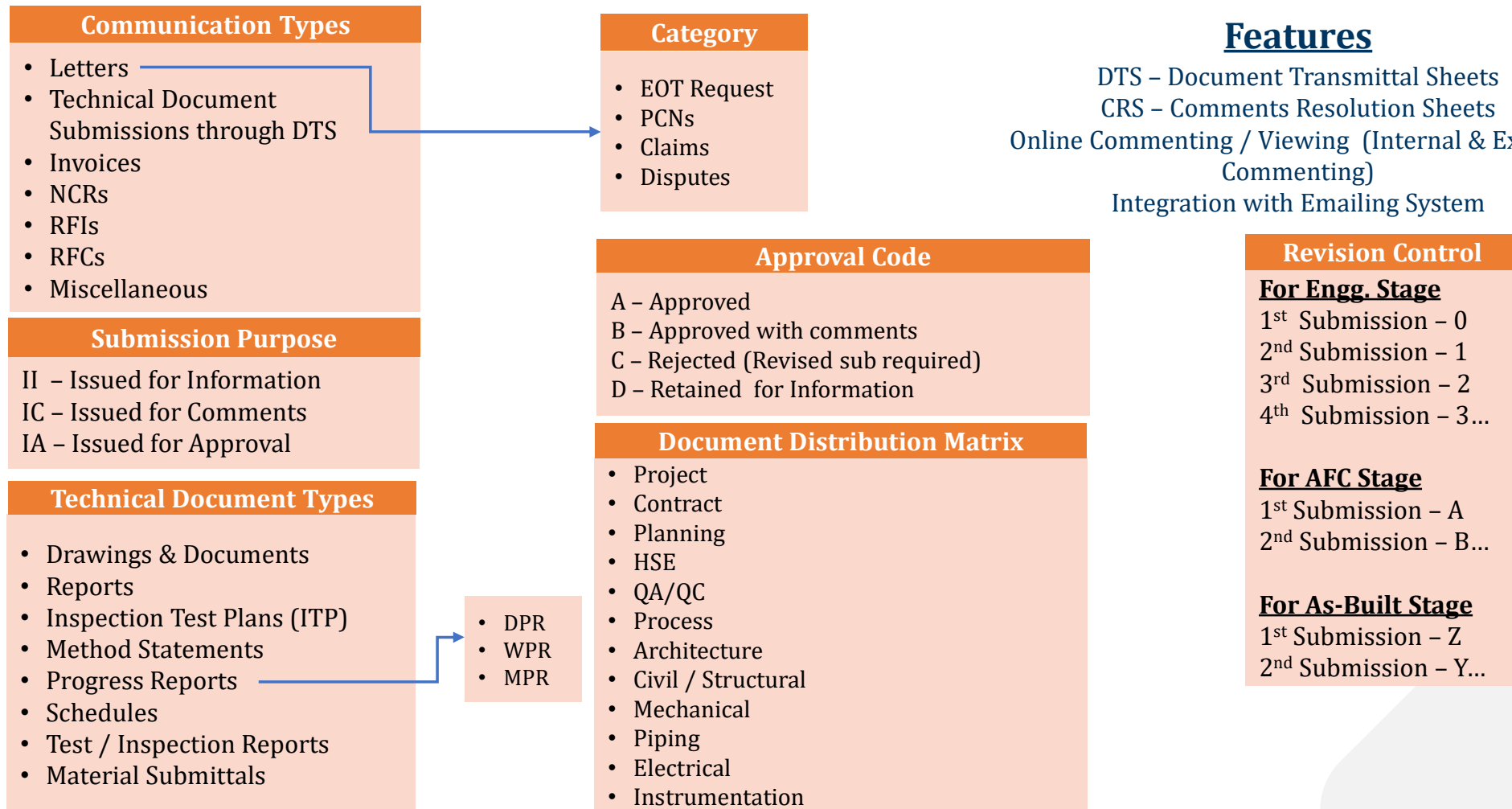
- 21
Delayed
- 6
On Schedule
- 9
Before Schedule



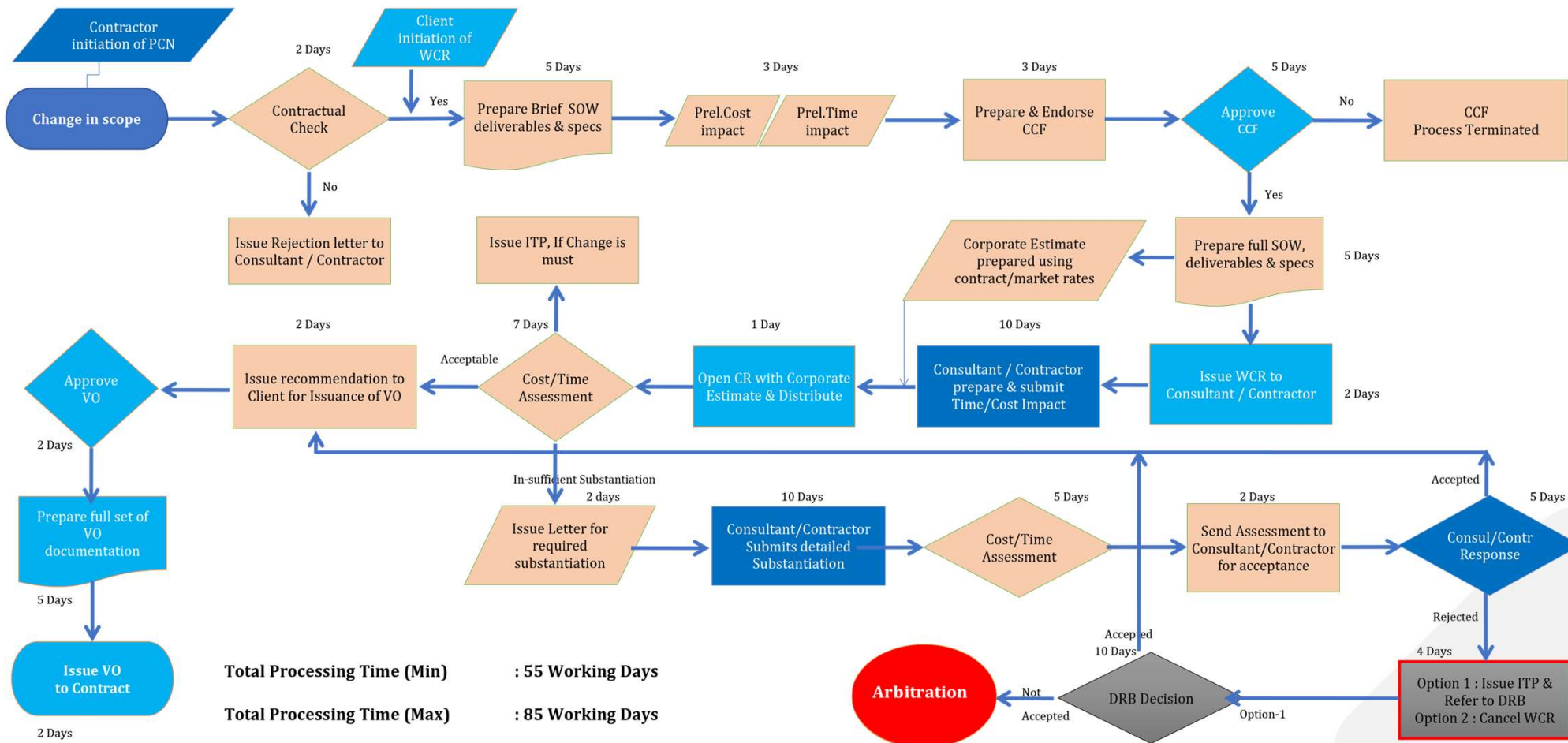
Communication Management



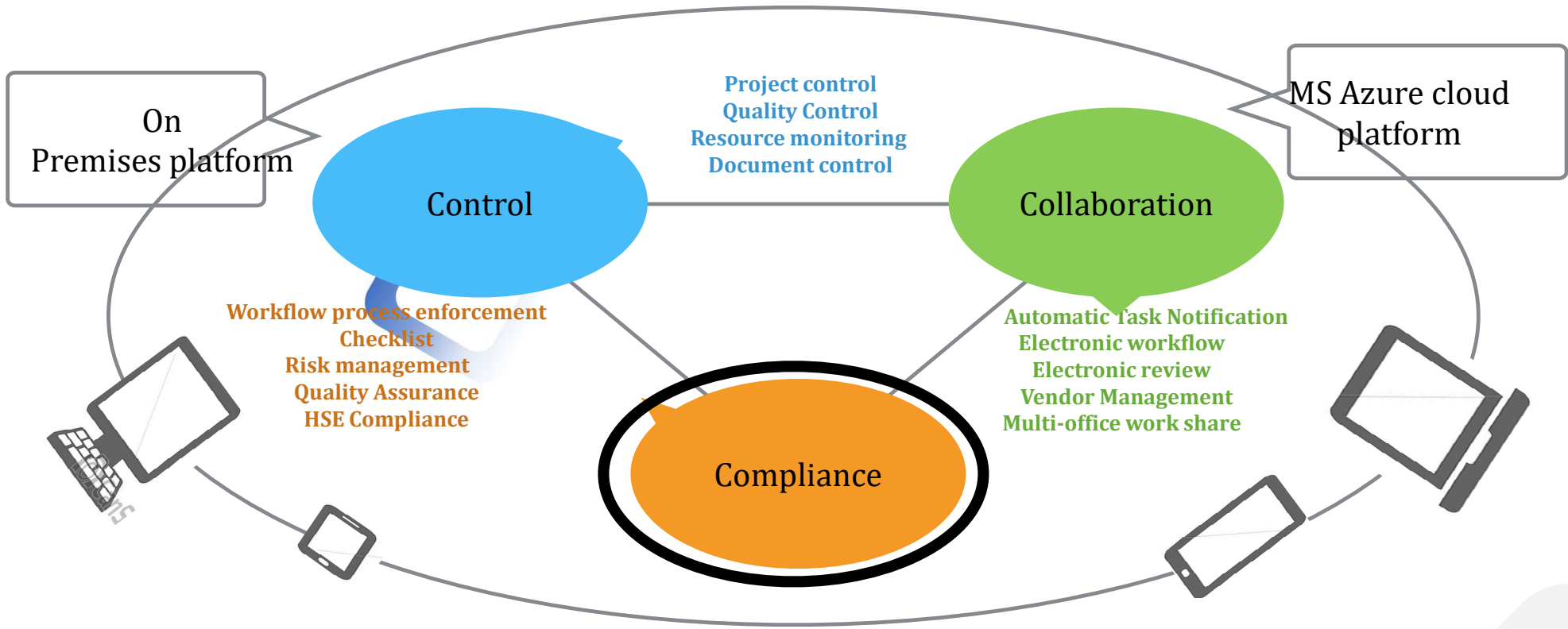
Communication Management



Change Management Process



Q & A Session ??



Office Address
Images Tower, 1st Floor, B-27,
Sector-132, Noida-201304, India

Phone Number
+91 931 167 1671
+91 852 730 7575

Email
info@probtg.com

website: www.probtg.com

Thank You



SUCCESS



Bridging Success

Let's Bridge The Gap Together